



TEE TIMES

VOL. 14, ISSUE V

CAROLINA COLOURS GOLF CLUB

MAY 2024

INSIDE THIS ISSUE

Category	Pg
Ken Gerhardt's Comments	1
News from the Pro	4
Pace of Play	5
Letter from the Mayor	6
2024 Schedule	7
Heaven & Hell Tournament	8
Member-Member Tournament	9
Devil's Delight	10
Tournament Talk	11
Professional Club Fittings	12
Pride Report	13
Star Performer	13
Terri's Tips	14
Par for the Course	16
Hours of Operation	17
LGA	18
MGA	20
Recipe & Café/Sports Bar Hours	22

Ken Gerhardt's Comments

The golf course has turned green and grass will start to grow in May. The team has been mowing everything but the rough, which will start late May or early June. They have been hard at work on bunkers and drainage. There is still more to do but they have been knocking out the list.

The bunkers on 17 will be completed mid to late May. This should allow the top two bunkers to drain properly. The first bunker closest to the white tee box will be filled with dirt and sodded. This will mean that anyone walking the course will need to stay on the path until they get past the first tree just right of the cart path and towards the yellow tee box. The area between the yellow tee box and the first bunker will be extremely wet after any rain as that's where we are directing the water to flow.

CAROLINA COLOURS GOLF CLUB
 3300 Waterscape Way, New Bern, NC 28562
 Pro Shop 252-772-7022 ext 1 / Fax 252-772-0202
www.carolinacoloursgolfclub.com



Continued on page 2

Ken Gerhardt's Comments (continued from page 1)

Calling 911 from the course

As we have many new property owners as well as golf members, I want to remind everyone what to do if you need to call 911 while on the course.

Many years ago, I worked with the New Bern Police department to GPS our course. This would help all emergency vehicles know where to go in case of an emergency. Here is the protocol if needed. Just an FYI, emergency vehicles are permitted to drive down any cart path they need in order to get to the person needing help. This information is also located on the golf carts lower windshield sign holder.

EMERGENCY ON THE GOLF COURSE

- Call 9-1-1.
- Tell the operator you are on the Carolina Colours Golf Trail. [Right, it makes no sense, but because of a misunderstanding, this is how we are listed for Emergency Medical Services]
- Tell the operator what hole you are on. [The Course has been previously GPS-mapped, so this info will help them get to the exact spot quickly].
- If possible, please notify the Pro Shop: 252-772-7022, #1. This will help with providing further instructions to the first responders.

Purple tees on holes four and nine

At the request of those that play the purple tees, I approached the Golf Advisory Board about the possibility of moving these tee markers up on these two holes. The reason was, they simply couldn't get over the hazard on four. This forced them to layup in front of the hazard. On nine playing from the yellow tee location made the hole too long.

The board approved the moving of these two tee boxes. We have reached out to the CGA requesting them to give us a new rating for these two holes. Hopefully, we will hear back from them shortly. The printed scorecards will not reflect any changes. If changes are approved by the CGA we will update GHIN along with any scorecards we print in-house for tournaments. In the meantime, if you play from the purple tee box, please post your score like you have always done.

Continued on page 3

Ken Gerhardt's Comments (continued from page 2)

Personal golf cart usage on the course

Over the past month I have noticed numerous violations of those using personal carts. So here is a reminder just to refresh your memory.

Personal golf carts entering the course from home:

A friendly reminder of what our policy is for entering and exiting the golf course with a personally owned cart. Not following these rules may result in golf cart privileges being revoked.

- ✓ All member owned golf carts and golf bikes may only enter or exit the course via the main driveway from Waterscape, hole #1 from Sienna Trail or hole #9 from Waterscape. When using holes #1 or #9, only paved cart paths should be used.
 - If there are golfers on hole #1 or #9 when you attempt to enter or exit the course, please return to the road, and enter or exit the course through the main driveway. If there is no one on the hole you may proceed, with caution, onto or away from the course.
 - Please be aware of pedestrians, other golfers, and maintenance staff when they enter or exit the course. DO NOT interrupt play when entering or leaving the course.

Leaving the golf course to head home

When leaving the course, it is best to simply take Waterscape Way. You won't know if there are golfers on the holes you are trying to drive down until it's too late.

My experience

I was on hole one and a personal cart went right by me as I was getting ready to hit. This past week, Johnny and I were on hole three just past the hazard when a member drove their cart on the cart path past us and kept on going. They then saw someone on hole four tee box and turned right to cut across the tee box and drove through the woods and onto Creekscape. To say the least, Johnny and I were shocked to watch this happen.

Also, please keep all personal carts from driving around the back part of the pool complex and off the dirt path that exits on Waterscape in front of the pool.

I look forward to seeing you on the course, in the café, or at a Friday night dinner.



News from the Pro by Jim Ferree, PGA

As the course here at Carolina Colours continues to green up and improve, we can expect the volume of members, guests, and public play to increase. With the tee sheet filling up, now is a good time to review some tools and techniques to aid all of us with pace of play.

Tools

1. Our Cart Fleet is equipped with GPS which gives golfers immediate and accurate yardages to aid players with strategies and club selection.
2. Our course offers 7 sets of tees that players can choose from to match distance with skill level making each golfer's round both efficient and enjoyable.
3. Penalty areas on our course are well-defined to reduce confusion on how to continue play.
4. The Pro Shop has the ability to monitor all of our carts out on the course and the GPS tracks each cart so we can tell if groups are on-pace or falling behind. The Pro Shop can send friendly messages to any cart that is losing pace and ask them to please keep up with the group in front of them or let faster groups play through.

Techniques

1. Beginning golfers who generally need more time to play should try to choose less active times to play and can opt to play 9 holes instead of 18.
2. When players in a group hit from different tees, pair players hitting from the same tees together in a cart when possible.
3. Each player should always be planning their next shot when possible without distracting others in their group.
4. Watch where your playing partners' balls go and mentally mark where the ball went (especially when hitting into the sun). This reduces the area of search, saves times, and shows much consideration for your fellow golfer.
5. If cart partners hit in different areas, drive to the ball further away and either drop that player off with a couple of clubs and drive over to your ball or, leave the cart with them and walk to your ball with clubs you'll likely use while they are preparing to hit.
6. Offer to hit out of turn if someone who is away is having difficulty playing their shot (ex. needs a different club or has to get a sand rake).

These are just a few suggestions that hopefully will reduce the time it takes for your round and increase enjoyment. Remember that proper golf etiquette requests you let faster players play through if your group loses pace with the group ahead.

Pace of Play

Pace of play is determined by your relationship to the group in front of you. Ideally, stay within one shot of that group, and always be sure to keep them in sight.

Ready Golf serves to facilitate a more acceptable pace of play. Ten suggestions for Ready Golf are:

1. Play as soon as it is safe to do so. Be ready to hit immediately when it is your turn.
2. Do not stand on formality and honors. Whoever gets to the tee first hits.
3. Always think ahead so you are ready when it is your turn, i.e. be thinking about yardage and club selection while approaching your ball.
4. Hit your ball before helping to search for one.
5. Line up your putt before it is your turn.
6. Putt out (on short putts) rather than marking and waiting.
7. Limit conversation on the green.
8. Leave your cart or bag off to the side of the green and toward the next tee. NEVER leave your cart or bag in front of the green.
9. Enter scores on the next tee box. Do NOT enter scores on the green or in the cart to the side of the green.
10. Hold used clubs after your shots and putts and put them back in your bag at the next stop or tee box.

Of course, there are many more suggestions to facilitate Ready Golf and pace of play, but, hopefully the ten items above will serve as a great start.

Additionally, please consider searching the internet for more suggestions and articles on the subject.


Thanks, in advance, for your consideration.

I wanted to share this letter about the New Bern Cup. A huge thanks to all of you for your support and especially Grant Loftin for the title sponsor support from Genesis of New Bern.

One thing that shocked me was the relatively poor grade North Carolina has when it comes to statutes that impact child and youth sex trafficking. All the more reason to provide as much support as we can to the True Justice organization.

Peter Eckle

Aldermen
Rick Prill
Hazel B. Royal
Robert V. Aster
Johnnie Ray Kinsey
Barbara J. Best
Robert Brinson, Jr.



Jeffrey T. Odham
Mayor
Foster Hughes
City Manager
Brenda E. Blanco
City Clerk
Kimberly A. Ostrom
Director of Finance

WELCOME TO PARTICIPANTS AND SPECTATORS OF THE 2024 NEW BERN CUP

As New Bern's Mayor, it is a pleasure to welcome you to the 2024 New Bern Cup. After such a successful event in 2023, it's great to see the event return for a second year.

I'm grateful to Peter Eckle for organizing the event, Steve Johnson for working with him, and to Genesis of New Bern for stepping up to the green as the title sponsor. The cup chooses a local nonprofit to recognize and support. This year's worthy nonprofit is True Justice, which fights against human trafficking and assists victims in our community. All states in the US are comprehensively analyzed and assessed based on each state's statutes that relate to or impact child and youth sex trafficking. With efforts from organizations such as True Justice, North Carolina's grade increased from an F to a D in 2023. While this is an improvement, there is still much work to do. New Bern has a slogan that *everything comes together here*, and that is evident by the support of the six golf clubs that have joined together for this event and cause: Carolina Colours, the Emerald, Harbour Pointe, New Bern Country Club, Taberna Country Club, and River Bend. Many thanks to each one of you!

While any day spent on the golf course is fundamentally a good day, it's even better when you're playing for a purpose. Tee up!

This the 28th day of April, 2024.



JEFFREY T. ODHAM, MAYOR

Tournament Committee

2024 Schedule of Events *

DATE	TOURNAMENT	START TIMES
May 20	Heaven and Hell	9 am Shotgun (food)
June 1 & 2	Member-Member	8:30 Shotgun (food)
June 16	Couples Event	2 pm Shotgun (18 holes)
June 25	Aerifying Greens	Course Closed
July 4	Flag Tournament	8 am Tee Times
July 14	Couples Event	4 pm Shotgun (9 holes)
August 11	Couples Event	3 pm Shotgun (9 holes)
August 25	Carolina Colours Cup	8:30 am Shotgun
August 30	Nine & Dine	2 pm Shotgun
September 3 & 4	Aerifying Greens	Course Closed
September 22	Ryder Cup	8:30 am Shotgun
October 5 & 6	Member-Guest	8:30 Shotgun (food)
October 13	Couples Event	1 pm Shotgun (18 holes)
October 19 & 20	Club Championship	8 am Tee Times (food)
November 4	Equity Golf Tournament	9 am Shotgun
November 11	Pride Appreciation	9 am Shotgun
November 17	Couples Event	2 pm Shotgun (9 holes)

*Does not include outside tournaments

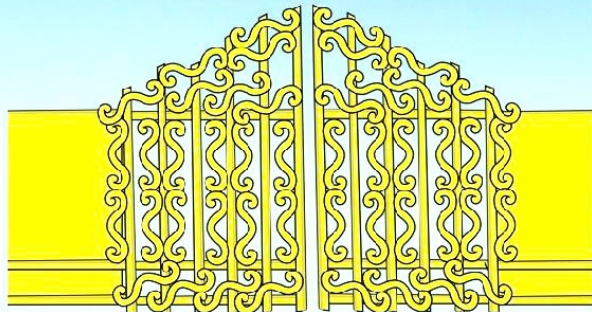
**CCGC
MEMBER
EVENT**

HEAVEN & HELL TOURNAMENT




MONDAY, MAY 20TH

9 AM SHOTGUN



(Pearly Gates of Heaven)


&



Heaven: Men play Red Tees, Ladies play Silver Tees
Hell: Men play Green Tees, Ladies play Gold Tees

\$20 PER PERSON ENTRY FEE*
SIGN UP AS A SINGLE, TWOSOME,
THREESOME OR FOURSOME

***INCLUDES LUNCH & PRIZES**



**CCGC
Member
Event**



**CAROLINA COLOURS
GOLF CLUB**

Member-Member Tournament June 1-2, 2024

ENTRY DEADLINE TUESDAY, MAY 28TH @ 5 PM



**\$30
Entry
Fee**

**8:30 SHOTGUN BOTH DAYS
FOUR DIFFERENT 9-HOLE FORMATS:
BEST BALL, SHAMBLE, SCRAMBLE & ALTERNATE SHOT
FLIGHTED EVENT: PARTNERS WITH >12 STROKE DIFFERENCE
IN HANDICAPS WILL BE ADJUSTED**

****BUFFET LUNCH FOLLOWING SUNDAY'S PLAY****

**CCGC
MEMBER
EVENT**



**CAROLINA COLOURS
GOLF CLUB**

**Couples Event - June 16th
2 pm Shotgun**

"DEVIL'S DELIGHT"

SCRAMBLE
6 holes

Best Ball

6 holes



**ALTERNATE
SHOT**

6 holes

Entry Fee \$8 - Includes Beer or Soda

Tournament Talk
Johnny Belskis, Assistant General Manager



Carolina Colours New Bern Cup Team



Professional Club Fittings

Fitting bags from Titleist, Callaway, and Srixon
Bushnell Launch Pro Data
Members- \$40 per hour
Public- \$50 per hour

Email johnbelskis7@gmail.com for more information

February 2024 Pride Report

Peter Mnatzakanian, Team Leader

With the 2024 PRIDE season underway, many folks are doing a great job keeping up our golf course. So many folks are getting to their assignments on time and finishing to help others.

A wonderful shout out to Larry Puz, who assists in our cart barn. Larry gets there early on Monday to make sure our carts are ready to go, buckets out, and plenty of sand. Thank you, Larry, for doing a great job.

A reminder that if you are unable to make it, let us know so we can get a sub. Also, keep in mind if you come out on Sunday to be aware of the players trying to finish their round.

See you on the course!

Star Performer of the Month!

Congratulations to Sarah Metzbower! She had her first HOLE IN ONE on April 2nd during an LGA Play Day. She scored her ACE on number 12 !! Congratulations Sarah !!

While playing with the MGA, on April 10th Mark Barre recorded his lowest score. He shot a round of 81 while playing off the Gold Tees!

Congratulations to Mike Paquee on shooting 79, his personal best, with the MGA on Wednesday, April 24th!

Terri's Tips!

May Flower's May Bring Golf Power's!

Is there anyone out there who would like to hit the golf ball longer?!

This is probably one of the most frequent questions I get asked: how can I hit the golf ball longer? Why am I losing distance? Why is it that all my irons seem to go the same distance?

Well, there are many reasons why this could be happening. Given the fact that we are all getting older and we are not as strong or flexible as we used to be, we can set that aside and improve other aspects of our swing that could lead to more distance and consistency on the golf course.

Do you have the proper grip to maximize your distance? Most of my students hold the golf club that leads to less power. Similar to the 'weak grip' picture below.

You want to have a 'strong grip', which means if you look down you should see at least two knuckles on your left hand. Your left thumb should be placed towards the right side of your grip. And the arrows you see should be pointing between your chin and your right shoulder. See the pictures below. You will want either the neutral grip or the strong grip. If you are holding the club in the 'weak grip' position, you need to change to a neutral or strong grip.




Continued on page 15

Terri's Tips! (continued from page 14)

Another aspect I see which leads to less distance and power is the way my students use their wrists in their swing.

Many of my students don't understand how powerful the wrists are for developing clubhead speed. If you visualize yourself using a hammer to hammer a nail into a board, you will apply more force to that nail if you use your wrist to move the end of the hammer versus just moving your forearm up and down.

The picture below shows the proper angle of the wrist and forearm during the beginning of your swing—also known as the take away. My students who have a hard time with distance will take the club back similar to the first photo and from there just lift their arms up. My students who apply proper force to the ball will take the club back similar to the second photo, 'hanging' their wrist to set the angle you see in photo number two. This motion will allow you to develop more club head speed, which will allow you to produce more force at impact and gain you a few more yards!



I hope this helps in your quest to develop your game and lower your scores! Any questions please email me at

Carolinaschoolofgolf@gmail.com

Par for the Course—Peter Eckle

Knowing the rules helps you avoid having to play in difficult situations, so you can play better and lower your scores. One of the best examples of this involves immovable obstructions and knowing when to take proper relief from them.

Consider hole number 2 and the fan that is left of the green. (The image below is looking back from the green.)



Many a golf shot has found its way left of the green. Some near the fan, some not so near, and some with the fan between the ball and the flag stick on the green. The first thing you have to know is, your ball does not have to be touching an immovable obstruction to get free relief.

Interference can be with your lie, stance, swing, or line of play. So, in this case A and C are clearly entitled to free, complete relief. And in the case of B, there is no interference, so no relief. What about D? D is in the penalty area, so despite the fact there is interference with the fan, there is no relief in a penalty area. In the case of A and C, knowing the rules and you get to avoid a difficult shot by taking relief. If you try it with B and D, it's not allowed and you would be penalized assuming your playing partners know the rules.

Military Day!



Active military & all first responders may play Monday through Thursday for \$45

Friday, Saturday, & Sunday for \$50

Retired military may play on Monday and Thursday for \$45

Join us in showing respect for our nation's heroes by wearing red on Friday!

Ken Gerhardt

General Manager

kgerhardt@carolinacolours.com

Terri Migliaccio

Class A Pro/Director of Player Development

tmigliaccio@carolinacolours.com

Jim Ferree

Class A Golf Pro

jferree@carolinacolours.com

Johnny Belskis

Assistant General Manager

jbelskis@carolinacolours.com

Josh Purvis

Golf Course Superintendent

jpurvis@carolinacolours.com

May Hours of Operation

Pro Shop

Mon 9:00 am–6:00 pm

Tues–Sun 7:00 am– 6:00 pm

Driving Range (must check in with Pro Shop prior to 5:00pm)

Mon 9:00 am–6:00 pm

Tues–Sun 7:00 am– 6:00 pm

Carolina Colours Ladies Golf Association (LGA)

The 2024 CCLGA season is off to a great start. Our first nine-hole scramble/lunch/meeting was held on April 4th. Despite the wet weather the previous day, the course handled the water well and several ladies went out to enjoy the nine holes although it was windy and chilly. The scramble was followed by lunch and our meeting.

The highlight of the meeting was the awarding of birdie pins and milestone pins. With the season just underway, our membership racked up several first birdies of the season. Additionally, we had members who received milestone pins. Linda Groff and Sarah Metzbower received pins for breaking 100. Bravo!!!! Linda Groff is a relatively new golfer so this is a terrific achievement. Sarah also received a hole in one pin for that achievement on hole 12 the same day!!! Awesome achievement Sarah. Cheryl Yadach was awarded a hole in one pin for her hole in one achieved last season. Congrats to all. You all make us proud!!!

At each of our meetings this season we will continue to address issues we often come across while playing and the rules pertaining to those issues and situations. We covered holes 1-4 at our April meeting. Holes 5-9 will be covered at next meeting.

May is looking to be an active month for the LGA. With weather cooperating, it should be a fun month of golf. Our first Nine and Wine Scramble will be held on May 21st. See the attached flyer for all information.

May—9:00 am Start Time

May 7—Odd Holes Only 1/2 HC

May 14—Stableford Points or Home & Home Minnesott

May 21—Nine & Wine—Surprise Scramble 3:00 start time (Host Kim Reinecke)

May 28—Cha Cha Cha—Team Game

Continued on page 19

Carolina Colours Ladies Golf Association (LGA)

(continued from page 18)



NINE AND WINE FLOWER POWER SURPRISE SCRAMBLE



• **Tuesday** •
May 21st

• **3:00PM** •

Bring on your spring spirit with flowers

• **Kim Reinecke** •
4052 Reunion Pointe
BYOB

**Last Names Beginning M-Z Bring Appetizers
or Sweets to share.**

Wine, Food and Fellowship following golf at Kim's.
Feel free to invite a friend, beginner or seasoned golfer, who
would be interested in learning about CCLGA.

Carolina Colours Men's Golf Association (MGA)

Seventy-four members are on the active roster with the MGA currently. Members have been playing in sub-50-degree weather to 80+ degrees: must be springtime in Eastern North Carolina! Turnout has been steady in the month of April, with Wednesday “Game Days” averaging 31 participants, and Friday “Individual Play” averaging 30 participants. The MGA also had 7 members finish in the money with the Play with a Masters Pro event that took place Masters weekend! As always, anyone interested in joining the MGA can contact any of the MGA officers or the Pro Shop. And, Hole-in-One insurance (\$10.00 each for Wednesday and Friday) is still available.

We are glad that the fairways are greening up, the mats on the par 3's have been removed, and we can now play the ball where it lies during our rounds (usually...!). Pace of play is always a topic of conversation and the MGA Board, with input from members, has published a list of 10 reminders that will help keep play moving. These reminders are on the bulletin board in the Pro Shop if you didn't get an email copy. We welcome your suggestions as well.

The April Away match at Cypress Landing was cancelled due to a change in Cypress' course maintenance schedule, but they have promised to make it up to the MGA when we rebook, only charging us greens fees. Look for a re-book in the June or July timeframe. MGA Vice President Bob Penvose will send out a schedule later this spring with the exact date. The next away match will be on Tuesday, May 21st at Kinston Country Club.

While on the subject of upcoming events, the Wednesday match on September 11, 2024 will be moved to Monday, September 9th. Carolina Colours has the opportunity to host the Craven County Economic Development, Craven 100 Alliance in a golf tournament on September 11th, bringing great exposure to the Carolina Colours community. Mark your calendars to come out on Monday September 9th!

Continued on page 21

Carolina Colours Men's Golf Association (MGA)

(continued on page 20)

May's Games (with shotgun starts remaining at 9:00 AM) are:

- May 1—Four-player “Texas” Shamble (all players hit tee shot; team selects best ball, and all players then play their own ball from that point into the hole; team score is best net score; (three drives minimum per player))
- May 8—One low gross/one low net, ABCD (one low gross + one low net on each hole, cannot use the same player for both scores)
- May 15—Four-player, Tax Man Wipeout/ABCD (holes 1-3: one low net, holes 4-6: two low net, holes 7-9: three low net, holes 10-12: one low gross, holes 13-15: two low gross, holes 16-18: three low gross)
- May 22—Four-man Best Ball (each player plays their own ball, one low net)
- May 29—Modified Stableford/ABCD (3 low net for scores)

The annual MGA/LGA Mixer is scheduled for June 12. It's always a fun and well-attended event, and we are looking forward to another strong turnout this year, as well. Also, June MGA start times will move to 8:30am.

Chef Michael's Recipe

Orange Citronette Salad Dressing

Yields: ½ Gallon

Ingredients

Product	Amount
Orange Juice	½ cup
Lime Juice	½ cup
Rice Wine Vinegar	¼ cup
Orange Zest	1 Tablespoon
Ginger	2 Tablespoon
Shallot	1 each
Honey	3 Tablespoon
Cilantro	2 T chopped
Salt	to taste
Pepper	to taste
Olive oil	4 cup

Production

- Mix all ingredients together except olive oil and blend.
- While blending, slowly add olive oil. Continue until all oil has been added.
- Use as needed.

Colours Café

Opened

Monday 11 am to 3 pm

Tuesday 11 am to 3 pm

Tuesday Dinner 5 to 7 pm

Wednesday to Sunday
11 am to 4 pm

Made-to-order sandwiches and a side or salad

Call in your order from the course (look for the sign near the 9th tee box) and pick up your order when you make the turn.

You may charge your order to your Golf Club membership account.

Otherwise, cash or credit cards only.

Sports Bar

Opened

Monday 11 am to 3 pm

Tuesday 11 am to 3 pm

Tuesday Dinner 5-7 pm

Wednesday—Sunday
11:00 am—4:00 pm

252-772-7022 ext 4

Colours Café

Sports Bar

at



CAROLINA COLOURS
GOLF CLUB