



TEE TIMES

VOL. 13, ISSUE XI

CAROLINA COLOURS GOLF CLUB

NOVEMBER 2023

INSIDE THIS ISSUE

Category	Pg
Ken Gerhardt's Comments	1
2023 Schedule	2
2024 Schedule	3
Pretty in Pink	4
Joker's Wile	6
Member-Guest	7
Oktoberfest Couple's Event	9
Club Championship	10
2024 New Bern Cup	11
News from the Pro	12
Star Performers	13
Pride Report	13
Terri's Tips	14
Par for the Course	15
Hours of Operation	17
LGA	18
MGA	19
Chef's Corner	20

CAROLINA COLOURS GOLF CLUB
3300 Waterscape Way
New Bern, NC 28562



Ken Gerhardt's Comments

Hello everyone,

A few items to cover this month.

Green Mats

We will be placing all the mats back on the range starting November 1st. We'll also be placing mats back on all par threes. Last year we had to combine the white and yellow tees to one mat. Additional mats have arrived. This will allow us to have mats on both the white and yellow tee boxes. We do ask that everyone use these mats. This will help protect the grass on the par three tees and the driving range tee box as we enter our winter months.

Making tee times

First, thank you to those that have started using our online tee time reservation system. We greatly appreciate this as it has helped reduce calls to the Pro Shop. One thing we are seeing is, if you make a tee time for 4 players and know a day or two in advance you will only have two, please delete the other two. This allows us to pair you with other members. It also gives us a chance to know how many golf carts are needed for that day.

Continued on page 2

Ken Gerhardt's Comments (continued from page 1)

Master Calendar

On page 3 In this newsletter, you will find our 2024 master tournament calendar. Please mark these dates on your calendar so you won't miss playing in all the events we have planned.

October's blood drive

A Huge THANK YOU! We had our largest turnout since starting the drives. I'm pleased to share that we had 57 people that donated.

Golf Maintenance

During the month of November, we'll start working on winter projects. This includes a number of drains, a few bunkers, and additional clearing to allow airflow and/or sunlight to hit areas needed.

November 2023 Schedule

November 6	Equity Membership Golf Tournament	9 am Shotgun
November 10	Veteran's Day Celebration	Ballroom
November 13	Pride Appreciation Golf Tournament	9 am Shotgun
November 16	Craft Fair	Ballroom
November 19	Couples Event	2 pm Shotgun (9 holes)

*Does not include outside tournaments

Tournament Committee

2024 Schedule of Events *

DATE	TOURNAMENT	START TIMES
February 4	Chili Bowl Scramble	12 pm Shotgun (food)
February 24	Three Club Event	12 pm Shotgun (food)
March 9	Dice Game	9 am Shotgun (food)
March 17	Couples Event	3 pm Shotgun (9 holes)
March 18 & 19	Aerifying Greens	Course Closed
April 14	Play with a Masters Pro	Tee Times
April 21	Couples Event	2 pm Shotgun
April 28	New Bern Cup at Taberna	Shotgun start
May 19 (or 20)	Heaven and Hell	9 am Shotgun (food)
June 1 & 2	Member-Member	8:30 Shotgun (food)
June 16	Couples Event	2 pm Shotgun (18 holes)
June 25	Aerifying Greens	Course Closed
July 4	Flag Tournament	8 am Tee Times
July 14	Couples Event	4 pm Shotgun (9 holes)
August 11	Couples Event	3 pm Shotgun (9 holes)
August 25	Carolina Colours Cup	8:30 am Shotgun
August 30	Nine & Dine	2 pm Shotgun
September 3 & 4	Aerifying Greens	Course Closed
September 22	Ryder Cup	8:30 am Shotgun
October 5 & 6	Member-Guest	8:30 Shotgun (food)
October 13	Couples Event	1 pm Shotgun (18 holes)
October 19 & 20	Club Championship	8 am Tee Times (food)
November 4	Equity Golf Tournament	9 am Shotgun
November 11	Pride Appreciation	9 am Shotgun
November 17	Couples Event	2 pm Shotgun (9 holes)

*Does not include outside tournaments

Pretty in Pink

On October 2nd, a sea of pink descended on the golf course at Carolina Colours in support of Breast Cancer Awareness Month and the Pretty in Pink Foundation. Sponsored by the Carolina Colours LGA, the second Pretty in Pink Invitational Golf Tournament took place with 108 golfers representing numerous courses both around the state and out of state.

The golfers, along with a trove of Carolina Colours LGA and MGA volunteers, were “in the pink” to support this worthwhile cause. Golf carts were no exception to the spirit of the event as many were “in the pink” as well. Thanks to our golf course superintendent Josh Purvis, his staff, and a bevy of volunteers, the course donned its pink as well.

Pink Tee Ladies greeted golfers at every hole along with hole sponsor signs honoring cancer warriors, survivors, and those that had passed including a special tribute to our own LGA member Pam McConnaughey. Throughout the course, pink was the theme with some yards decorated to show support for the event.

The event would not be possible without the support and contributions of our generous community, local vendors, volunteers, and the golfers who participate in the event. This year our financial supporters extended beyond our immediate local businesses and included state and national businesses such as Pine Needle Lodge and Resort, Callaway Golf, and Golftini Golf Apparel.

Upon arrival, golfers were treated to an outstanding breakfast buffet provided by the ladies of CC LGA. After golf, our own Chef Jonathan prepared a fabulous lunch which was enjoyed by all. Throughout the round of golf, two beverage carts, each manned by two MGA members, roamed the course to ensure the golfers were well hydrated. A program after lunch pumped up the room with our own Carolina Colours LGA ladies chorus in a rendition of We Are Family (Champions) only to be outdone by a moving and emotional speech by Pretty in Pink Champion Selena, which moved most to tears for her faith, tenacity, and spirit.

The end of the program was filled with hoots and hollers for all the fabulous raffle prizes that were awarded. Afterwards, participants were able to shop at our used golf clothing and equipment sale in the lobby.

Continued on page 5

Pretty in Pink

Continued from page 4

Pretty in Pink Foundation's mission is to provide uninsured/underinsured breast cancer patients in North Carolina with financial assistance for quality, life-saving medical treatment. They are the only charity in NC focused specifically on providing financial assistance after a breast cancer diagnosis for treatments. Financial grants pay for surgery, chemotherapy, administration, radiation therapy, insurance premiums, office co-pays, and COBRA. All grants are paid directly to the medical providers to help reduce the "stress" for the "Champions."

The amount donated to the foundation this year will far exceed anything we had previously donated and far beyond our expectations. Since donations will be accepted throughout the month of October a final number will be available in November. The words "thank you" do not seem sufficient to thank everyone but for now, that is all we can say. Our community once again stepped up, and thanks to your support and that of the wonderful ladies that golfed, the Pretty in Pink Foundation and their champions will benefit. Thank you all.



CCGC
MEMBER
EVENT




JOKER'S WILD - 9 Holes

Sunday, Nov 19th - 2 pm SHOTGUN

\$25 per
couple

Sign up by
Nov. 17



Prizes
Beer or Wine
cheese Tray

SIGN UP AS TWOSOMES



Each team member is randomly assigned a card suit - Spade, Heart, Diamond or Club. AFTER a hole is completed you will find out which two card suits/member's scores will count. If it is a JOKER - the lowest score of the team is used.

Johnny Belskis, Assistant General Manager

2023 Member-Guest



We were thrilled with the outcome of this tournament. There were 33 teams of members & their guests, making for a solid field and lots of fun all weekend. We started out on Friday with practice rounds, a shootout, and a buffet dinner. Cheryl Yadach and Larry Rodriguez won the Friday shootout with some very impressive shots into a challenging pin!

On Saturday, play started and when the players arrived there were Carolina Colours Jackets, tumblers, and Callaway golf balls waiting for them in their carts!

Sunday was the final day of the event. We concluded play, had a shootout to decide the Men's Overall Champions, and capped off the weekend with Dinner in the Ballroom.

**Congratulations to....
Greg Reinecke & Darryl Dukate – Men's Overall
Linda McGraw & Brenda Scott- Women's Overall**



All flight winners are listed on the following page!

Continued on page 8

Johnny Belskis, Assistant General Manager (from page 7)



Flight 1- 1st Place
Greg Reinecke & Darryl Dukate



Flight 1- 2nd Place
Geoff Loftin & Adam Byerly



Flight 1- 3rd Place
Tony Gaita & Paul Gaita



Flight 2- 1st Place
Mark Farley & Jon Wojtkun



Flight 2- 2nd Place
Chris Luca & Cameron Luca



Flight 2- 3rd Place
Peter Mnatzakanian & Curtis Hall



Flight 3- 1st Place
Vinn Luca & Parker Luca



Flight 3- 2nd Place
Rob Sands & Mike Dougherty



Flight 3- 3rd Place
Curt Stegemann & James Stegemann



Flight 4- 1st Place
Paul Jabs & Larry Rodriguez



Flight 4- 2nd Place
Al Blowers & Jim Carson



Flight 4- 3rd Place
Todd Whisnant & Gene Whisnant



Flight 1- 1st Place
Linda McGraw & Brenda Scott



Flight 1- 2nd Place
Karen Lankton & Eileen Doyle



Flight 2- 1st Place
Linda Dawson & Gail Schultz



Flight 2- 2nd Place
Cheryl Yadach & Jackie Beyerly

Johnny Belskis, Assistant General Manager

Octoberfest Couples Event

Fall weather, 18 hole scramble with friends, and some German fare.... Sign me up!!

The men played from the Gold Tees, and the Women played from the Silver Tees making for some interesting golf!!

Congratulations to...

Jim & Linda McGraw and Al & Darla Blowers – 1st
Freddie & Karen Lankton and Bob & Jan Stevens – 2nd
Bob & Annmarie Penvose and Karl & Sandy Berberich– 3rd



Johnny Belskis, Assistant General Manager

2023 Club Championship



Players had to endure cold weather and windy conditions at the Club Championship this year! 43 Members competed for bragging rights this year over the course of 2 days and 36 holes. Thank you to all who played!

Congratulations to...

Jim Hallenbeck – Men's Club Champion

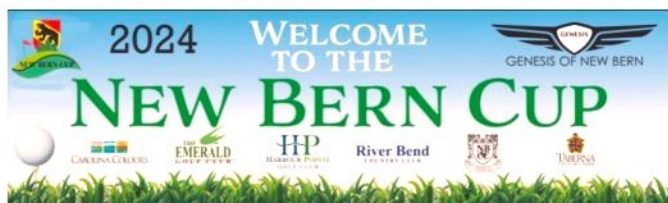
Carol Ackerson – Women's Club Champion

Tom Mylett – Men's Senior Club Champion

Sandy Berberich – Women's Club Champion

Peter Eckle – Mens Super-Senior Club Champion





**TABERNA CC
SUNDAY
APRIL 28, 2024**

The 2024 New Bern Cup Is set for Sunday April 28, 2024

Mark your calendar if you would like to participate on the Carolina Colours Golf Club team that will compete in the 2024 Cup. There will be more information distributed in January 2024 outlining the requirements for team participation.

The team that will compete includes 8 men, 4 women, 1 Pro and 2 alternates. More than likely there will need to be a qualifying event in order to make

the team. In the meantime, if you have any questions, contact Jim Ferree.



News from the Pro by Jim Ferree, PGA

Golf is a recreational activity with many benefits. It offers fresh air, sunshine, exercise, and is an excellent social vehicle. Growing up, my dad had the saying that “anyone who plays golf can’t be all bad.” I always made the analogy that he meant golf was a good thing and with it being a “gentleman’s game” would bring out the best in everyone who played.

Etiquette has always been a cornerstone of golf and is a direct contribution to everyone’s enjoyment. With this in mind, here are a few reminders for golfers to maximize their enjoyment as well as their playing partners and others they are sharing the golf course with.

1. Remember why you are playing golf in the first place. You are not relying on your golf skills to pay bills or put food on the table. You are spending your valuable leisure time to play so don’t let a bad day on the course turn into four hours of misery. Sometimes you just have to acknowledge you don’t have your A game and focus on enjoying the weather, scenery, pleasant company, or anything else positive in nature.
2. Help your playing partners by watching where their shots end up (especially when playing into the sun) and help search for lost balls. This can also speed up play.
3. Show respect for others by staying quiet while others hit, marking your ball if it interferes with someone else’s line of play, or moving your mark if it is on another’s line of putt. Be aware of your playing partners’ putting lines and avoid stepping or standing in them.
4. Offer to either remove the flag stick or leave it in when others are putting and put the flag stick back in after play of the hole. For some reason, some folks always leave that duty to anyone else in the group.

The bottom line is to apply the Golden Rule: treat others as you would like to be treated. This not only enhances everyone’s enjoyment, it serves as an example that others can learn to emulate.

Star Performers of the Month!

Congratulations are in order, once again, for Peter Eckle. Peter has been noted in our newsletter a few times this year for shooting his age. And yes, Peter has done it again. On October 10th, Peter shot his age once again with a smooth 78! Congratulations again Peter, wow if we could all be that good as we mature in this game!

Pride Report Peter Mnatzakanian Team Leader

This coming Monday October 30, 2023, will be our last scheduled Pride of the season 2023. We all have endured lots of rain, many scheduled golf outings, and some medical time away. Through it all you came, helped your fellow members when they were away, and offered "what else could I do."

I am very happy to be associated with such a group of volunteers. If you feel so inclined, feel free to stop by the cart barn and get a cart and maybe once a month of so grab your bucket...

A reminder that Monday, November 13, will be the annual PRIDE tournament and luncheon. A 9 a.m. shotgun with your team members and a scramble. Please sign up for golf or lunch or both. Let Kgerhardt@carolinacolours.com know if you can attend.

A special thank you to our maintenance team, headed by our superintendent Josh for a wonderful season and many thanks for your help.

Lastly, if you know of a colleague who could be added to our sub list, it would be great. Again, MY THANKS TO ALL OF YOU.

Terri's Tips!

More About Putting, Making Putts, and Starting Putt On Proper Line

I think most players make putting harder than it actually should be. I recently was having a conversation with a relatively good player. This person was telling me how hard it was to see which way the putt would go, and if they knew that, how hard it was to aim.


Putting can be simplified as this, STARTING THE BALL ON THE RIGHT LINE AT THE PROPER SPEED. Period, this is all you can do when putting. To do this, you need to visualize a few images.

First and foremost—you need to know which part of the hole the ball will fall into. Think of the hole as a clock. Looking at the hole you have 6 and 12 o'clock. More times than most, the ball will fall into the cup at 3, 4, or 5 o'clock. Also it may drop into the cup at 9, 8, or 7 o'clock. Very rarely will it drop into the hole at 6 o'clock, which would be a straight putt.

Start by picking out where the ball will drop into the cup. Take that point of entry and imagine the curve or roll of the ball back to the ball. On the curve there is an apex, the point where the ball will start “taking the break” (the top of the curve) and curving back to that entry point where the ball will drop into the hole.

It's like driving your car into a sharp curve. You start straight, hopefully you slow down to take the curve, (i.e., the apex or top of the curve), then you come out of the curve. The ball will do the same, it will reach the top of the curve and, if hit at the proper speed, it will come out of the curve and roll into the hole. If the ball is going too fast it won't take the curve, it will keep going straight. If you do that while driving you will more than likely crash your car!

The pictures below will show you the visuals of where to start the ball, the apex of the putt, and the entry point into the hole!

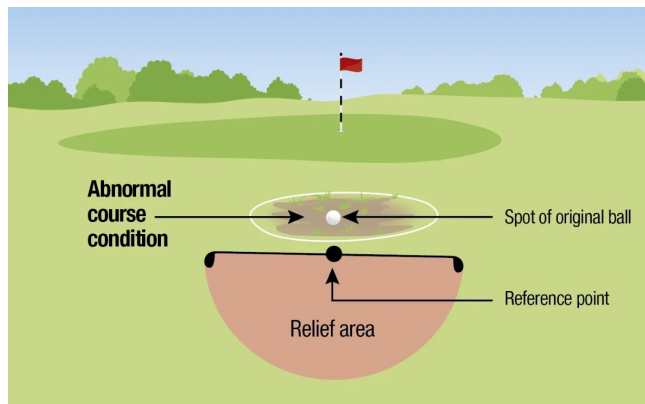


I hope this helps with making more putts and lowering your scores.

Par for the Course—Peter Eckle

In this issue we'll cover two areas that are important for you to know if you want to take full advantage of the rules and avoid unnecessary penalties—**Free relief from Abnormal Course Conditions (ACC)** and key match play rules.

Free relief from Abnormal Course Conditions (ACC) Rule 16.1



Knowing when to take free relief from ACC and how to take it can be a real game changer. Some typical ACC are animal holes, ground under repair (GUR), immovable obstructions, cart paths, or temporary water. Play enough golf and you will encounter one or more of these. You get free relief if your ball touches or is in an ACC, ACC physically interferes with the area you intend to stand, or there is interference with your intended swing.

When taking free relief, there are specific steps you need to take and conditions to meet to avoid any penalties. There is no free relief if you are in a penalty area. While taking relief, you must keep the ball in the same area of the course, but you don't necessarily have to keep conditions the same.

For example, if your ball is in the rough, which is considered the general area, your nearest point of relief may be in the fairway (which is also the general area). This is a situation where you would end up with a much better lie, and that's allowed! Be sure to first check where you will be able to drop your ball before you lift it. Sometimes where you would drop could actually be worse, so playing the ball as it lies might be your best option.

Continued on page 16

Par for the Course (continued from page 15)

Follow these steps to avoid any penalty

1. Mark your ball with a tee where it came to rest (when you do that, you are also allowed to clean it).
2. Find the nearest spot where you can take a stance without interference, no closer to the hole.
3. Mark the spot with a tee.
4. Drop your ball from knee height within 1 club length from this spot
5. Provided the ball comes to rest within 1 club length and no closer to the hole, you are all set to continue. If not you need to drop again. In some cases you may have to end up placing the ball.

Key Match Play Rule Differences

With the Ryder Cup and MGA match play events coming up, it's timely to review a couple of rule differences compared to stroke play. There are decisions to be made that are all part of the game.

Concessions (Rule 3.2b)

In match play, because the competition is between you and an opponent focused on the outcome of each hole, you or your opponent have the option to concede the next stroke. This can be done anywhere during play of the hole. Concession can also be used as a tactic to put additional pressure on your opponent, by not “giving” a relatively short putt to tie or win a hole. Giving your opponent a putt (“that’s good”), may also get you some goodwill where they may reciprocate.

Order of Play (Rule 6.4)

We’re all used to “ready golf”, but in match play there is no ready golf. The order of play is critical and also helps produce some of the pressure and drama that we often see in match play. On the first hole, a flip of a coin or tee is usually performed to see who will tee off first. After that, the honor goes to the person that won the previous hole. Continuing play of the hole, it is the player who is farthest away who plays first, regardless of where on the golf course their ball may be lying. If your opponent plays when it was your turn to play, there is no penalty. You can either choose to cancel their stroke and require them to replay the stroke after you have played, or you can do nothing.

Military Day!



Active military & all first responders may play Monday through Thursday for \$40
Friday, Saturday, & Sunday for \$45

Retired military may play on Monday and Thursday for \$40

Join us in showing respect for our nation's heroes by wearing red on Friday!

Ken Gerhardt

General Manager

kgerhardt@carolinacolours.com

Terri Migliaccio

Class A Pro/Director of
Player Development

tmigliaccio@carolinacolours.com

Jim Ferree

Class A Golf Pro

jferree@carolinacolours.com

Josh Purvis

Golf Course Superintendent

jpurvis@carolinacolours.com

November

Hours of Operation

Pro Shop

Mon 9:30 am–5:00 pm

Tues–Sun 7:30 am– 5:00 pm

Driving Range (must check in with Pro Shop prior to 5:00pm)

Mon 9:30 am–5:00 pm

Tues–Sun 7:30 am– 5:00 pm

Carolina Colours Ladies Golf Association (LGA)

The LGA sponsored the second Pretty in Pink Tournament in conjunction with Breast Cancer Awareness Month. Please see the separate article in Tee Times for a review of this most successful event. We are very proud of what was accomplished with the help of many folks, but most importantly with the leadership of Amy Trainor and Tamara Paquee. The organization of this event was handled with efficiency and thoroughness and as a result it was perfect. Thank you both for your leadership and hard work.

Due to horrible weather our scramble/business meeting/luncheon was postponed. To date we have not rescheduled but will let all know once we have a date.

Our next Surprise Scramble is scheduled for Tuesday, November 7th. In honor of Election Day, our theme is Red, White, and Blue. We've planned some twists and turns for the day's game and it should be a fun time. So, don your red, white, and blue golf attire and plan on coming out. Hope to see all there.

Our end of the year celebration is scheduled for Tuesday, December 5th. Weather permitting, we will have a scramble before. More details for this event will follow at a later time.

As you are aware, Yada and Robin are completing their terms as President and Vice President respectively. We are happy to announce that Linda Dawson (President) and Cindy Teasdale (vice President) have agreed to run for the positions. Nominations may still be submitted if anyone else is interested. Please contact Yada with any additional names.

Now that the cooler and less humid weather has arrived we hope to see all of you out there enjoying our beautiful course.

Carolina Colours Men's Golf Association (MGA)

Our membership remains at 83; however, we have had some interest and hope to add members in the near term.

On Tuesday October 10th, 22 MGA members played at Morehead City Country Club. The weather was great, the greens lightning fast, and a good time was had by all the players. Our next road game will be on Tuesday November 7th at Walnut Creek in Goldsboro. Be on the lookout for Kelly's email to sign up.

We will be holding a two day match play event on November 3rd and November 10th. We will play 3 nine hole matches on the 3rd and two on the 10th. You will only play against others in your flight. Since we are playing 27 holes on the 3rd, we will move the start time up to 7:30 am. Please only sign up if you are available to play both days.

On November 15th, we will hold our annual year end luncheon after regular play. All members are welcome, whether or not you play that day. At the luncheon we will recognize new members, acknowledge long term members, give out awards, and vote for next year's officers. And of course, we will enjoy a delicious lunch.

There have not been any holes in one thus far this year, and it is not too late to purchase your hole-in-one insurance at \$10 for Wednesday and \$10 for Friday. There is \$1,130 up for grabs on Wednesday and \$530 on Friday. This will continue until March 1, 2024. If you want to purchase insurance, give your money to a Board member or the Pro Shop.

As a reminder, if you qualify to play from the gold tees (65 years old or 60 plus your handicap totals 80) you may also play from the purple tees. Playing from the appropriate tees should make the game more enjoyable and help with the pace of play.

Start time in November will continue to be 9:00 am (except for November 3rd).

November Wednesday games are:

- 11/1/2023—Lone Ranger (Four Man DABC)—Low net of 3 players + Lone Ranger low net. D player gets holes 1,5,9,13,17. A gets 2,6,10,14,18. B gets 3,7,11,15. C gets 4,8,12,16.
- 11/8/2023—Modified Stableford/ABCD (2 low net for points)—4 pts for net eagle, 3 pts for net birdie, 2 pts for net par, -1 pt for net bogey, -2 pts for net double bogey, -3 pts for net triple bogey.
- 11/15/2023—Scramble—all players hit their tee shot. The team selects the best ball and this continues until holed out. Minimum three drives per player.
- 11/22/2023—ABCD In Flight low net.
- 11/29/2023—Flip Flop Challenge (ABCD) play back nine first—Holes 10-12 1 low net, holes 13-15 2 low nets, holes 16-18 3 low nets, holes 1-3 1 low gross, holes 4-6 2 low gross, holes 7-9 3 low gross.

CHEF's CORNER

Classic French-Style Potato Salad



New potatoes dressed up with mustards, olive oil, vinegar, cornichons, shallots, and fresh dill.

No mayo, fresh herbs, and zippy add-ons are what make a Classic French-Style Potato Salad a Summer favorite! In comparison to its American counterpart, almost always thickly dressed with mayonnaise, the French-style potato salad relies on a lively vinaigrette dressing to create a more elegant and lighter version of this staple.

The small potatoes are tossed warm in an herby and tangy mix of Dijon mustard, grainy mustard, olive oil, and red wine vinegar, then spiked with cornichons, shallots, and fresh dill.

INGREDIENTS

- 1.5 lbs small potatoes (gold, red-skinned or a mix)
- 1 tbsp salt
- 2 tbsp Extra Virgin Olive Oil (EVOO)
- 1 tbsp red wine vinegar
- 1 tbsp Dijon Mustard
- 1 tbsp Grainy Mustard
- 1 tsp salt
- ¼ tsp freshly ground black pepper
- 4 tbsp fresh dill, chopped
- 1 shallot, peeled and diced
- 5-6 cornichons (or dill pickles), diced
- 1 tbsp cornichon juice

Continued on page 21

Colours Café

Hours

Monday Closed

Tuesday 11 am--3 pm

Tuesday Dinner 5 to 7 pm

*Wednesday to Sunday
11 am to 4pm*

Made-to-order sandwiches and a side or salad

Call in your order from the course (look for the sign near the 9th tee box) and pick up your order when you make the turn.

You may charge your order to your Golf Club membership account. Otherwise, cash or credit cards only.

Sports Bar

Hours

Monday Closed

Tuesday 11 am to 3 pm

Dinner 5-7 pm

*Wednesday—Sunday
11:00 am—4:00 pm*

252-772-7022 ext 4

Colours Café

Sports Bar

at



CHEF's CORNER (continued from page 20)

INSTRUCTIONS

Step 1: Slice the small potatoes in half, or in quarters if larger. Place them in a large pot and cover by 1 inch with water. Add 1 tbsp of salt and bring to a boil over medium to high heat. Once the water is boiling, reduce the heat to medium and simmer for about 15 minutes until you can easily poke a knife into the potatoes. Drain immediately into a colander/strainer and rinse under cold water. The potatoes should have cooled slightly, but still be warm to the touch.

Step 2: In a large bowl, combine the EVOO, red wine vinegar, salt, and pepper. Whisk vigorously with a fork to blend and emulsify. Add Dijon mustard, grainy mustard, 3 tablespoons of the freshly chopped dill, the diced shallots, diced cornichons, and cornichon juice. Toss to combine.

Step 3: Add the potatoes to the bowl of vinaigrette. Toss gently to coat the potatoes evenly. If needed, season more to taste

Serve warm or chilled. This salad can be kept in the refrigerator in an airtight container for up to five days. I don't recommend freezing it, as the flavors and texture can tend to be off once defrosted.

Chef's notes

Can I remove the skin from the potatoes for this recipe?

Of course you can, but it's a lot more work. The skin on small potatoes are very thin and are honestly best left on. But the choice is, of course, yours!

What other herbs could I use in place of dill for this recipe?

Dill is THE herb to use for this dish, but commenters have noted the use of tarragon as well as fennel fronds in place of the dill. Chive would be a nice choice as well. While the use of any different herb would alter the taste of the dish, use what you enjoy!

I hope you'll love this Classic French-Style Potato Salad as much as I do! This recipe is enough for four people and easy scalable to make for eight, or just two people.